

fitness & sport



**running machine**  
h/p/cosmos mercury®  
150 x 50 cm (59.05" x 19.68") running surface  
0 ... 22 km/h (0 ... 13.6 mph) speed  
optionally up to 30 km/h (18.6 mph)  
0 ... 25% elevation

**options / accessories**  
■ printer satellite  
**result**  
■ durable system  
■ motivation through fitness documentation



**running machine**  
h/p/cosmos quasar®  
170 x 65 cm (66.93" x 25.59") running surface  
0 ... 25 km/h (0 ... 15.5 mph) speed  
optionally up to 40 km/h (24.8 mph)  
0 ... 28% elevation

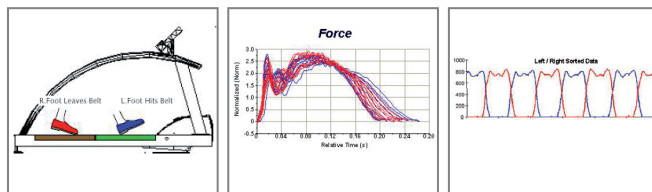
**options / accessories**  
■ software h/p/cosmos para graphics®  
**result**  
■ excellent feel when running due to the large running surface and 5 mm (0.2") thick running belt

gait analysis / biomechanics



**running machine**  
h/p/cosmos gaitway® with force plates and KISTLER gait analysis software  
150 x 50 cm (59.05" x 19.68") running surface  
0 ... 22 km/h (0 ... 13.6 mph) speed (optionally up to 30 km/h (18.6 mph))  
0 ... 25% elevation (optionally -25 ... +25% using reverse belt rotation)

The instrumented treadmill ergometer h/p/cosmos gaitway® II with integrated KISTLER force plates makes gait analysis when walking and running both fast and reliable. What is special about this patented 'Tandem Force Plate' combination is the option to quickly and efficiently compare the vertical ground reaction forces and the force application point of consecutive steps, not only when walking and running normally but also when „overcrossing“.




**result**  
■ improved measurements after just a few seconds when walking normally  
■ precise left/right or before/after comparison  
■ documentation of the therapy process, progress and success  
■ walking training and correction using biofeedback

motion analysis



**running machine**  
h/p/cosmos quasar® med  
170 x 65 cm (66.93" x 25.59") running surface  
0 ... 25 km/h (0 ... 15.5 mph) speed  
optionally up to 40 km/h (24.8 mph)  
0 ... 28% elevation

**result**  
■ improvement to image and competence using a state of the art system  
■ professional analysis of running style



**options / accessories**  
■ calibration boards at the front and side for camera positioning  
■ camera / lamp stands 150 cm (59") to rear and side, adjustable with scale, including lamp  
■ separate PC and high quality camcorder  
■ software h/p/cosmos para motion®, "standard" for analysis and evaluation of recordings with up to 2 cameras (professional option with up to 4 cameras), incl. treadmill control, anamnesis, analysis diagrams, movement tracking, individual report function, angle measurement and database  
■ video overlay with fading function  
■ reverse belt rotation (for analysis from front and back)  
■ running belt central markings  
■ safety arch with chest harness and fall stop

performance diagnostics



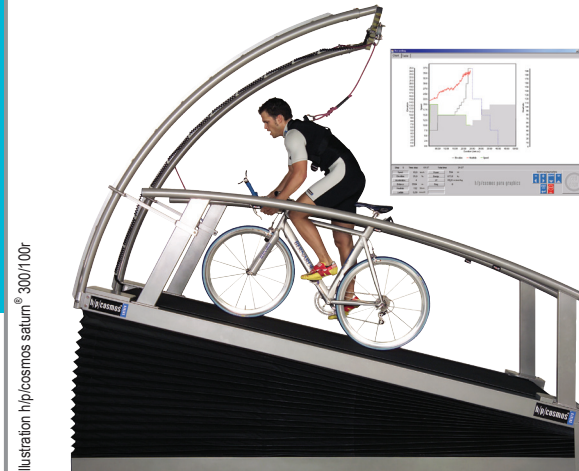
**running machine**  
h/p/cosmos pulsar® 3p  
190 x 65 cm (74.80" x 25.59") running surface  
0 ... 40 km/h (0 ... 24.8 mph) speed  
-25 ... +25% elevation  
3-phase mains connection

**result**  
■ user safety and secure data  
■ uncompromising drive power  
■ ergonomics in diagnostics and training planning



**options / accessories**  
■ safety arch with chest harness and fall stop  
⇒ maximum effort only possible in secure environment!  
■ lactate analyser h/p/cosmos sirius®  
⇒ fast measurement result after 10 sec. / data download to para analysis  
■ software h/p/cosmos para control®  
⇒ control and monitoring of all treadmill parameters  
■ software h/p/cosmos para graphics®  
⇒ creation and storage of individual training and test profiles with visualisation and data export  
■ software h/p/cosmos para analysis®  
⇒ sports medicine analysis and complex performance diagnostics. creation of individual training programs overview for diagnosticians, trainers and athletes

sports science / competitive sports



**running machine series**  
h/p/cosmos venus®  
200 x 75 (78.74" x 29.53") or  
100 cm (39.37") running surface  
0 ... 40 km/h (0 ... 24.8 mph) speed  
-35 ... +35% elevation  
11 kW engine power

**running machine series**  
h/p/cosmos saturn®  
model range from 250 x 75 cm (98.43" x 29.53")  
up to 450 x 300 cm (177.17" x 118.11") running surface  
0 ... 40 km/h (0 ... 24.8 mph) speed  
-27 ... +27% elevation



**result**  
■ reproducibility in training and diagnostics  
■ range of applications for specific sports  
■ all load parameters are of highest precision (e.g. an average of 0.15% for speed measurement)  
**options / accessories**  
■ heart rate monitor coded POLAR WIND with enhanced range of 10m  
■ separable handrails for training and motion analysis  
■ safety arch with chest harness and fall stop  
■ top speed up to 80 km/h ( 50 mph)  
■ specialist running surfaces and belts e.g. for bike, wheelchair, ski poles, etc.  
■ wheelchair guidance and range limiter for sport and rehabilitation  
■ wheelchair ramp  
...for applications in the areas of running, biking, skating, roller ski and wheelchair, science and diagnostics.

firefighter / respiratory / protection track



**running machine**  
h/p/cosmos mercury®  
150 x 50 cm (59.05" x 19.68") running surface  
0 ... 22 km/h (0 ... 13.6 mph) speed  
optionally up to 30 km/h (18.6 mph)  
0 ... 25% elevation

**ladder ergometer**  
h/p/cosmos discovery®  
75° incline  
0 ... 40 m/min speed

**options / accessories**  
■ software h/p/cosmos para control®  
⇒ central control from the control room  
■ printer satellite



**sprint trainer**  
**rope traction device with servo drive**  
h/p/cosmos comet® 3p  
0 ... 150 N / 300 N traction power  
0 ... 53 km/h (33 mph) speed  
160 m (524 feet) rope length  
electronic load selection with display

**result**  
■ modernisation of well established and popular training methods  
■ reproducibility of the procedure

100 m 5 m NO START 100 m 40 m STOP-PHASE  
traction resistance training for strength and performance traction support (overspeed) training for speed and coordination



product overview

running machines and systems  
for sports, medicine, science  
and therapy





**running machine**  
h/p/cosmos mercury® med  
150 x 50 cm (59.05" x 19.68") running surface  
0 ... 22 km/h (0 ... 13.6 mph) speed  
optionally up to 30 km/h (18.6 mph)  
0 ... 25% elevation

**options / accessories**  
■ short hand rails  
■ 2nd interface com2 for PC, ECG and printer

**result**  
■ optimal access to patients  
■ realistic tests with stress under laboratory conditions

## cardiopulmonary rehabilitation



**running machine**  
h/p/cosmos mercury® med  
150 x 50 cm (59.05" x 19.68") running surface  
0 ... 22 km/h (0 ... 13.6 mph) speed  
0 ... 25% elevation (optional -25 ... +25%)

**options / accessories**  
■ arm support with additional keyboard and stop button  
■ reverse belt rotation  
■ 2nd interface com2 for PC, ECG and printer

**result**  
■ simultaneous monitoring of several patients via network connection  
■ patients are not overloaded in cardio mode because of heart rate monitoring and control

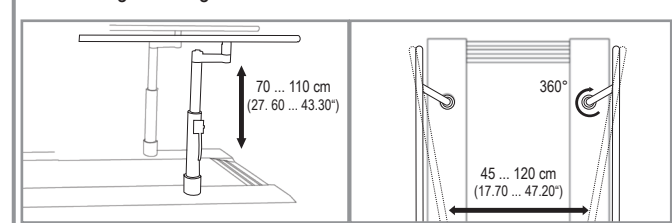


**parallel bars**  
h/p/cosmos parawalk®  
■ available with 300 cm (118.10"), 400 cm (157.50") or 500 cm (196.85") walking surface (length)  
■ variable handrail width independently adjustable from 45 ... 120 cm (17.70 ... 47.20")  
■ gas spring support  
■ readable scales (marks) on all 4 pillars  
■ height and width adjustable independently

**options / accessories**  
■ wooden plate (made of birch ply) with ramps on both ends (standard)  
■ also available without wooden plate for unobstructed walking directly on the floor (system needs to be bolted on the floor - mounting material is included)



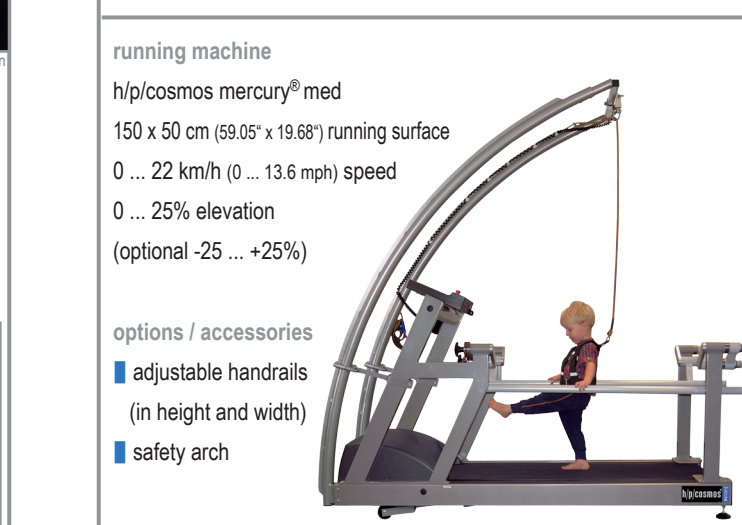
**result**  
■ easily adjustable handrail bars to complement your current treatment offer  
■ simple, continuous height adjustment with gas spring support  
■ reproducible settings through integrated reading scale  
■ more fun at work and image improvement through attractive technological design



**running machine**  
h/p/cosmos mercury® med  
150 x 50 cm (59.05" x 19.68") running surface  
0 ... 22 km/h (0 ... 13.6 mph) speed  
0 ... 25% elevation (optional -25 ... +25%)

**options / accessories**  
■ long hand rails  
■ arm support with additional keypad and additional stop button  
■ reverse belt rotation (downhill)  
■ printer with converter  
■ software h/p/cosmos para control® for remote control and monitoring

**result**  
■ safe training surroundings and body weight support through comfortable arm rests  
■ easy running belt control using additional keyboard and stop button on handle  
■ stabilisation of patients with neurological disorders



**running machine**  
h/p/cosmos mercury® med  
150 x 50 cm (59.05" x 19.68") running surface  
0 ... 22 km/h (0 ... 13.6 mph) speed  
0 ... 25% elevation (optional -25 ... +25%)

**options / accessories**  
■ adjustable handrails (in height and width)  
■ safety arch



**running machine**  
h/p/cosmos mercury® med  
150 x 50 cm (59.05" x 19.68") running surface  
0 ... 22 km/h (0 ... 13.6 mph) speed  
0 ... 25% elevation (optional -25 ... +25%)

**options / accessories**  
■ h/p/cosmos robowalk® expander for traction support and resistance  
■ long handrails  
■ arm support with additional keypad and additional stop button  
■ safety arch with fall stop  
■ reverse belt rotation (downhill)  
■ printer with converter  
■ software h/p/cosmos para control® for remote control and monitoring



**result**  
■ gait training and gait correction for orthopaedic or neurological patients  
■ gait improvement via vertical and/or horizontal tension stimulus and/or guidance  
■ longer exercise possible via motion support  
■ mobilization via state of the art methodology  
■ supports therapists in manual locomotion therapy  
■ strength and coordination training in interesting combination  
■ attractive and diversified exercise motivating patient and therapist




**running machine**  
h/p/cosmos mercury® med  
150 x 50 cm (59.05" x 19.68") running surface  
0 ... 22 km/h (0 ... 13.6 mph) speed  
0 ... 25% elevation (optional -25 ... +25%)

**result**  
■ earlier therapy start with controlled load  
■ exercises that were impossible before can be carried out  
■ variety and safety in therapy  
■ comfortable unweighting through innovative vests

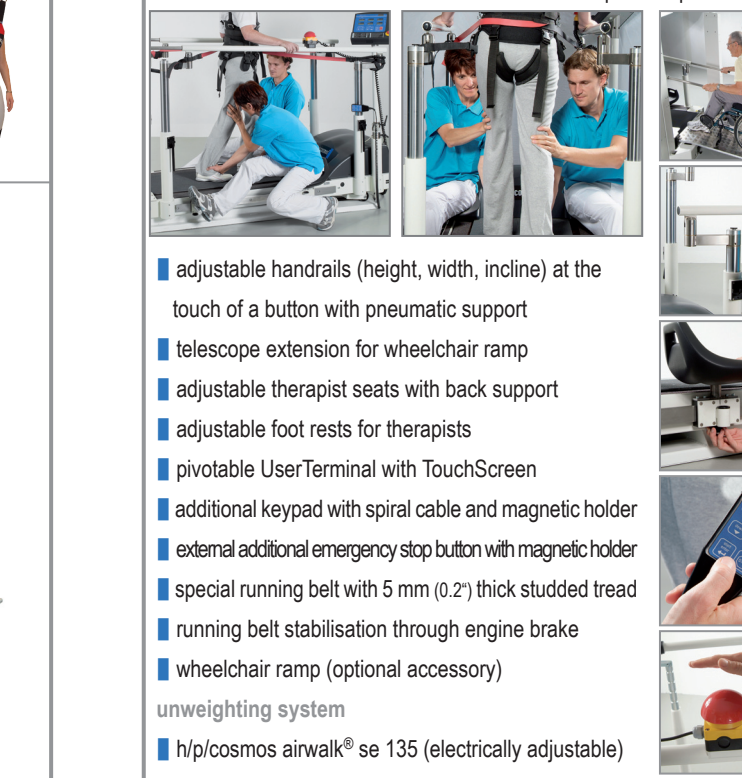
**options / accessories**  
■ top speed 10 km/h (6.2 mph)  
■ adjustable handrails  
■ reverse belt rotation (downhill)  
■ h/p/cosmos airwalk® 70 (unweighting system)

■ printer with converter  
■ additional keypad



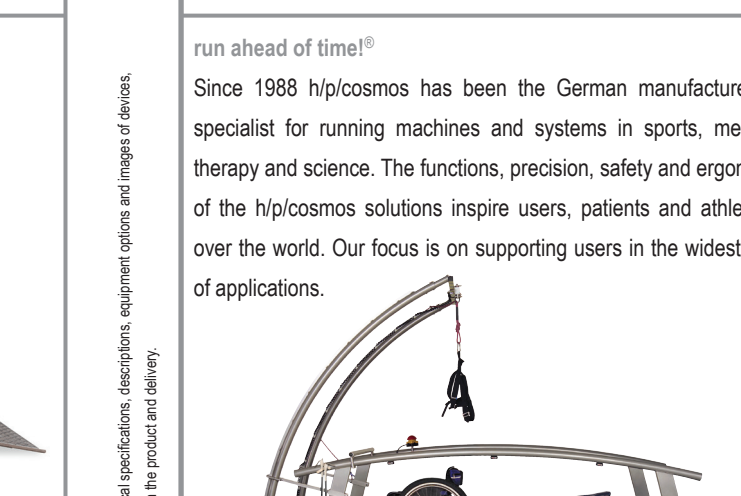
**running machine series**  
h/p/cosmos locomotion®150/50 DE med  
150 x 50 cm (59.05" x 19.68") running surface  
0 ... 10 km/h (0 ... 6.2 mph) speed  
-15 ... +15% elevation

**result**  
■ comfortable and ergonomic posture for therapists  
■ access & view without obstructions  
■ high motivation and success for therapist and patient



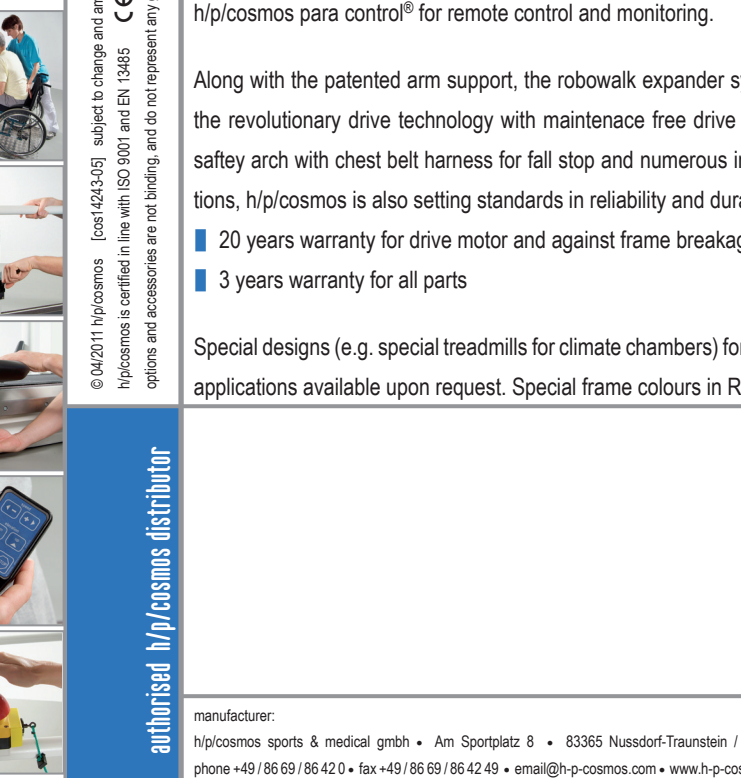
**options / accessories**  
■ adjustable handrails (height, width, incline) at the touch of a button with pneumatic support  
■ telescope extension for wheelchair ramp  
■ adjustable therapist seats with back support  
■ adjustable foot rests for therapists  
■ pivotable UserTerminal with TouchScreen  
■ additional keypad with spiral cable and magnetic holder  
■ external additional emergency stop button with magnetic holder  
■ special running belt with 5 mm (0.2") thick studded tread  
■ running belt stabilisation through engine brake  
■ wheelchair ramp (optional accessory)

**unweighting system**  
■ h/p/cosmos airwalk® se 135 (electrically adjustable)



**running machine series**  
h/p/cosmos locomotion®150/50 DE med  
150 x 50 cm (59.05" x 19.68") running surface  
0 ... 10 km/h (0 ... 6.2 mph) speed  
-15 ... +15% elevation

**result**  
■ comfortable and ergonomic posture for therapists  
■ access & view without obstructions  
■ high motivation and success for therapist and patient



**options / accessories**  
■ adjustable handrails (height, width, incline) at the touch of a button with pneumatic support  
■ telescope extension for wheelchair ramp  
■ adjustable therapist seats with back support  
■ adjustable foot rests for therapists  
■ pivotable UserTerminal with TouchScreen  
■ additional keypad with spiral cable and magnetic holder  
■ external additional emergency stop button with magnetic holder  
■ special running belt with 5 mm (0.2") thick studded tread  
■ running belt stabilisation through engine brake  
■ wheelchair ramp (optional accessory)

**unweighting system**  
■ h/p/cosmos airwalk® se 135 (electrically adjustable)

© (M/2011) h/p/cosmos [cost 142430/5] subject to change and amendments without prior notice. EROE  
h/p/cosmos is certified in line with ISO 9001 and EN 13485  
All technical specifications, descriptions, equipment options and images of devices, options and accessories are not binding, and do not represent any guarantees of features and may differ from the product and delivery.

**run ahead of time!®**  
Since 1988 h/p/cosmos has been the German manufacturer and specialist for running machines and systems in sports, medicine, therapy and science. The functions, precision, safety and ergonomics of the h/p/cosmos solutions inspire users, patients and athletes all over the world. Our focus is on supporting users in the widest range of applications.

All h/p/cosmos running machines are equipped with up to 4 interface ports (optional), h/p/cosmos coscom® interface standard and software h/p/cosmos para control® for remote control and monitoring.

Along with the patented arm support, the robowalk expander system, the revolutionary drive technology with maintenance free drive motor, safety arch with chest belt harness for fall stop and numerous innovations, h/p/cosmos is also setting standards in reliability and durability:

- 20 years warranty for drive motor and against frame breakage
- 3 years warranty for all parts

Special designs (e.g. special treadmills for climate chambers) for many applications available upon request. Special frame colours in RAL.

authorised h/p/cosmos distributor